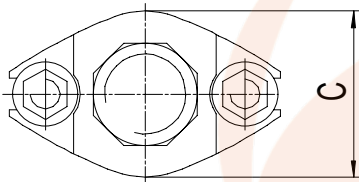
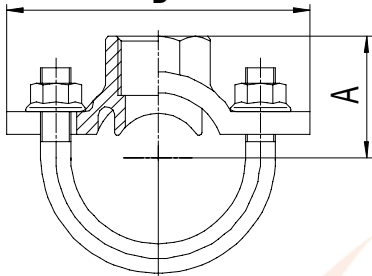
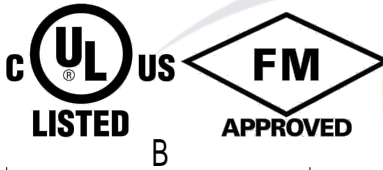


U-bolted Mechanical Tee



Nominal Size mm/in	Pipe O.D mm/in	Working Pressure MPa/psi	Dimensions mm/in			Hole Dia mm/in	Bolt/Nut
			A	B	C		
25*15 1*½	33.7*21.3 1.327*0.825	2.07 300	39	84	50	25 1	M10*53
25*20 1*¾	33.7*26.9 1.327*1.05	2.07 300	45	84	50	25 1	M10*53
32*15 1¼*½	42.4*21.3 1.669*0.825	2.07 300	40	90	56	30 1.18	M10*53
32*20 1¼*¾	42.4*26.9 1.669*1.05	2.07 300	42	90	56	30 1.18	M10*53
32*25 1¼*1	42.4*33.7 1.669*1.327	2.07 300	52	90	56	30 1.18	M10*53
40*15 1½*½	48.3*21.3 1.9*0.825	2.07 300	45	90	56	30 1.18	M10*63
40*20 1½*¾	48.3*26.9 1.9*1.05	2.07 300	45	90	56	30 1.18	M10*63
40*25 1½*1	48.3*33.7 1.9*1.327	2.07 300	55	90	56	30 1.18	M10*63
50*15 2*½	60.3*21.3 2.375*0.825	2.07 300	50	95	56	30 1.18	M10*76
50*20 2*¾	60.3*26.9 2.375*1.05	2.07 300	50	95	56	30 1.18	M10*76
50*25 2*1	60.3*33.7 2.375*1.327	2.07 300	60	95	56	30 1.18	M10*76
65*15 2½*½	73*21.3 2.875*0.825	2.07 300	57	112	56	30 1.18	M10*92
65*20 2½*¾	73*26.9 2.875*1.05	2.07 300	58	112	56	30 1.18	M10*92
65*25 2½*1	73*33.7 2.875*1.327	2.07 300	68	112	56	30 1.18	M10*92
65*15 2½*½	76.1*21.3 3*0.825	2.07 300	57	112	56	30 1.18	M10*92
65*20 2½*¾	76.1*26.9 3*1.05	2.07 300	58	112	56	30 1.18	M10*92
65*25 2½*1	76.1*33.7 3*1.327	2.07 300	68	112	56	30 1.18	M10*92

FIRE का DOCTOR